



ಬೃಹತ್ ಬೆಂಗಳೂರು ಮಹಾನಗರ ಪಾಲಿಕೆ
Bruhat Bengaluru Mahanagara Palike









BBMP COVID-19 WAR ROOM 28.06.2023

BBMP / COVID-19 WAR ROOM / BULLETIN – 1192/ 28.06.2023 / #BBMPfightsCOVID19



OVERVIEW OF COVID-19 IN BENGALURU

 CASE TRENDS			ACTIVE CASES <div style="border: 1px solid black; padding: 2px 10px; display: inline-block;">8</div>	 HOSPITALIZATION <div style="border: 1px solid black; padding: 2px 10px; display: inline-block;">1</div>				
<u>Confirmed Cases</u> <div style="font-size: 2em; font-weight: bold; text-align: center;">1</div> <div style="font-size: 0.8em; text-align: center;">18,86,863[#]</div>	<u>Recovered Cases</u> <div style="font-size: 2em; font-weight: bold; text-align: center;">5</div> <div style="font-size: 0.8em; text-align: center;">18,69,854[#]</div>	<u>Death Cases</u> <div style="font-size: 2em; font-weight: bold; text-align: center;">0</div> <div style="font-size: 0.8em; text-align: center;">17,001[#]</div>	<u>ICU – V</u> -	<u>ICU</u> -	<u>HDU</u> -	<u>General</u> 1		
			INCLUDES GOVT. QUOTA AND PRIVATE WALK-IN HOSPITALIZATION					
 VACCINATION			<div style="border: 1px solid black; padding: 2px 10px; display: inline-block;">3</div>	<div style="font-size: 0.8em;">2,07,01,122[#]</div>			 TRIAGING	 ACTIVE CZs
<u>First Dose</u> <div style="font-size: 2em; font-weight: bold; text-align: center;">1</div> <div style="font-size: 0.8em; text-align: center;">96,89,951[#]</div>	<u>Second Dose</u> <div style="font-size: 2em; font-weight: bold; text-align: center;">2</div> <div style="font-size: 0.8em; text-align: center;">95,11,731[#]</div>	<u>Precaution Dose</u> <div style="font-size: 2em; font-weight: bold; text-align: center;">0</div> <div style="font-size: 0.8em; text-align: center;">14,99,440[#]</div>	<u>MTU</u> <div style="font-size: 2em; font-weight: bold; text-align: center;">0</div>				<div style="border: 1px solid black; padding: 2px 10px; display: inline-block; font-size: 1.5em; font-weight: bold; text-align: center;">0</div>	
			<u>Tele Triage</u> <div style="font-size: 2em; font-weight: bold; text-align: center;">0</div>				<u>MCZs (< 5 cases)</u> <div style="font-size: 2em; font-weight: bold; text-align: center;">0</div>	
 TESTING			<div style="border: 1px solid black; padding: 2px 10px; display: inline-block;">663</div>	<div style="font-size: 0.8em;">3,24,45,806[#]</div>			<u>Clusters (> 5 cases)</u> <div style="font-size: 2em; font-weight: bold; text-align: center;">0</div>	
<u>Positivity :0.44%</u> <small>*FOR LAST 7 DAYS</small>			<u>RAT</u> <div style="font-size: 1.5em; font-weight: bold; text-align: center;">218</div>	<u>RTPCR</u> <div style="font-size: 1.5em; font-weight: bold; text-align: center;">445</div>				

: indicates cumulative numbers till date



ABSTRACT OF COVID-19 SCENARIO IN BENGALURU



	MALE			FEMALE			TRANSGENDER			TOTAL		
	Last 24 Hours	Last 7 Days	Cumulative	Last 24 Hours	Last 7 Days	Cumulative	Last 24 Hours	Last 7 Days	Cumulative	Last 24 Hours	Last 7 Days	Cumulative
Positive Cases	0	10	11,11,995	1	9	7,74,672	0	0	196	1	19	18,86,863
Recovered Cases	3	17	10,99,652	2	12	7,69,072	0	0	187	5	29	18,69,854
Death Cases	0	0	10,770	0	0	6,227	0	0	4	0	0	17,001
Total Tests Done	In Last 24 hrs. : 663			In last 7 days : 4,361			Cumulative : 3,24,45,806					
Vaccine Doses Administered	In Last 24 hrs. : 3			In last 7 days : 32			Cumulative : 2,07,01,122					
ACTIVE CASES							8					

*Covid deaths occurred today : 00 | Covid deaths occurred beyond last 24hrs., reported today : 00




LAST 24 HOURS AGE GROUP AND GENDER WISE DISTRIBUTION



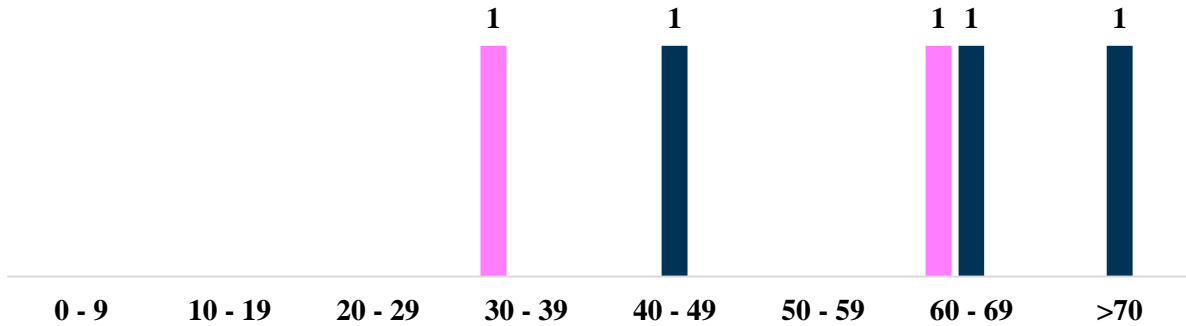
Positive Cases : 1

Female Male Transgender



Recovered Cases : 5

Death Cases : 0

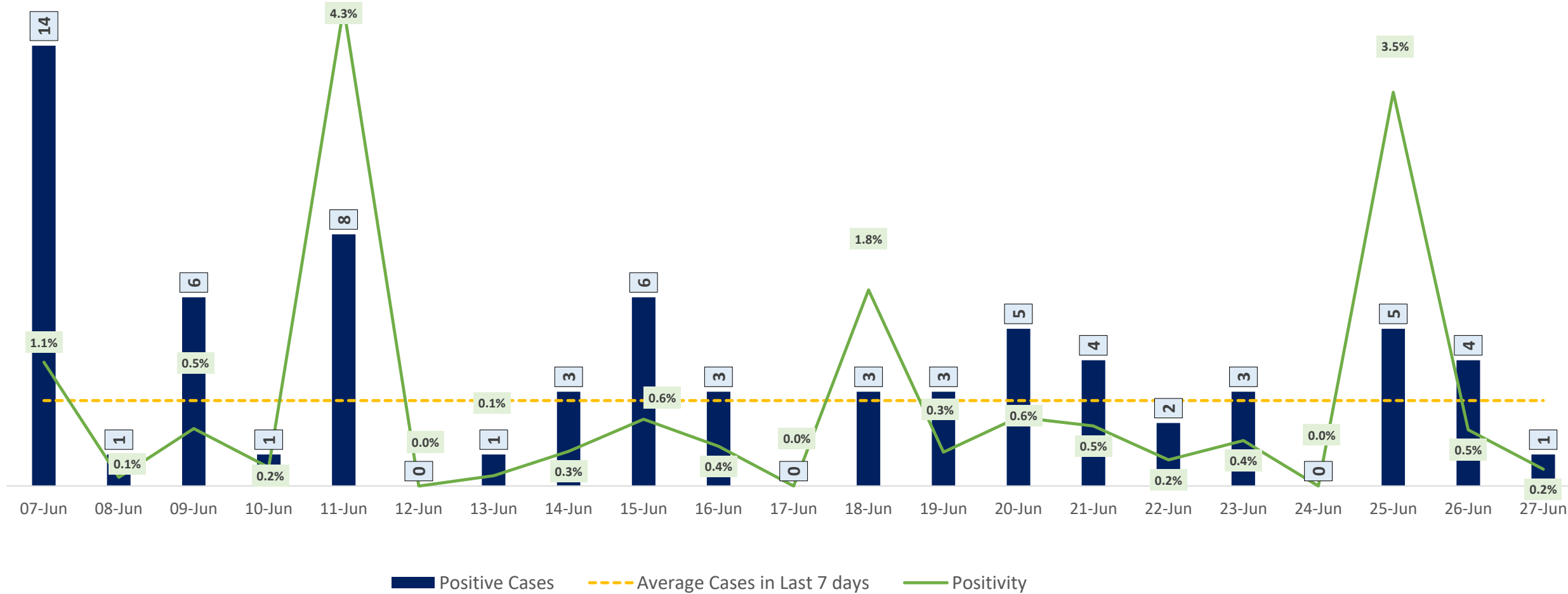




POSITIVITY RATE OF BENGALURU – LAST 21 DAYS



Average Cases in Last 7 days : 3

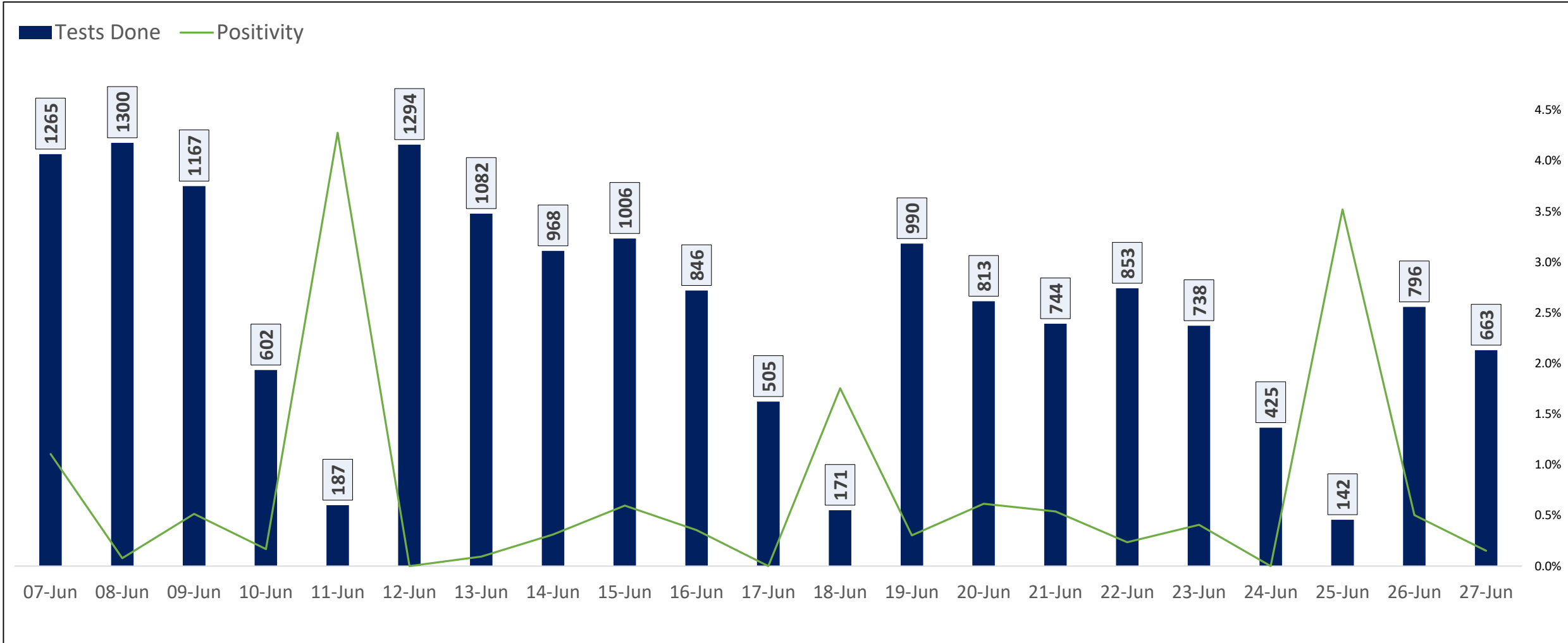




TESTING TRENDS IN BENGALURU

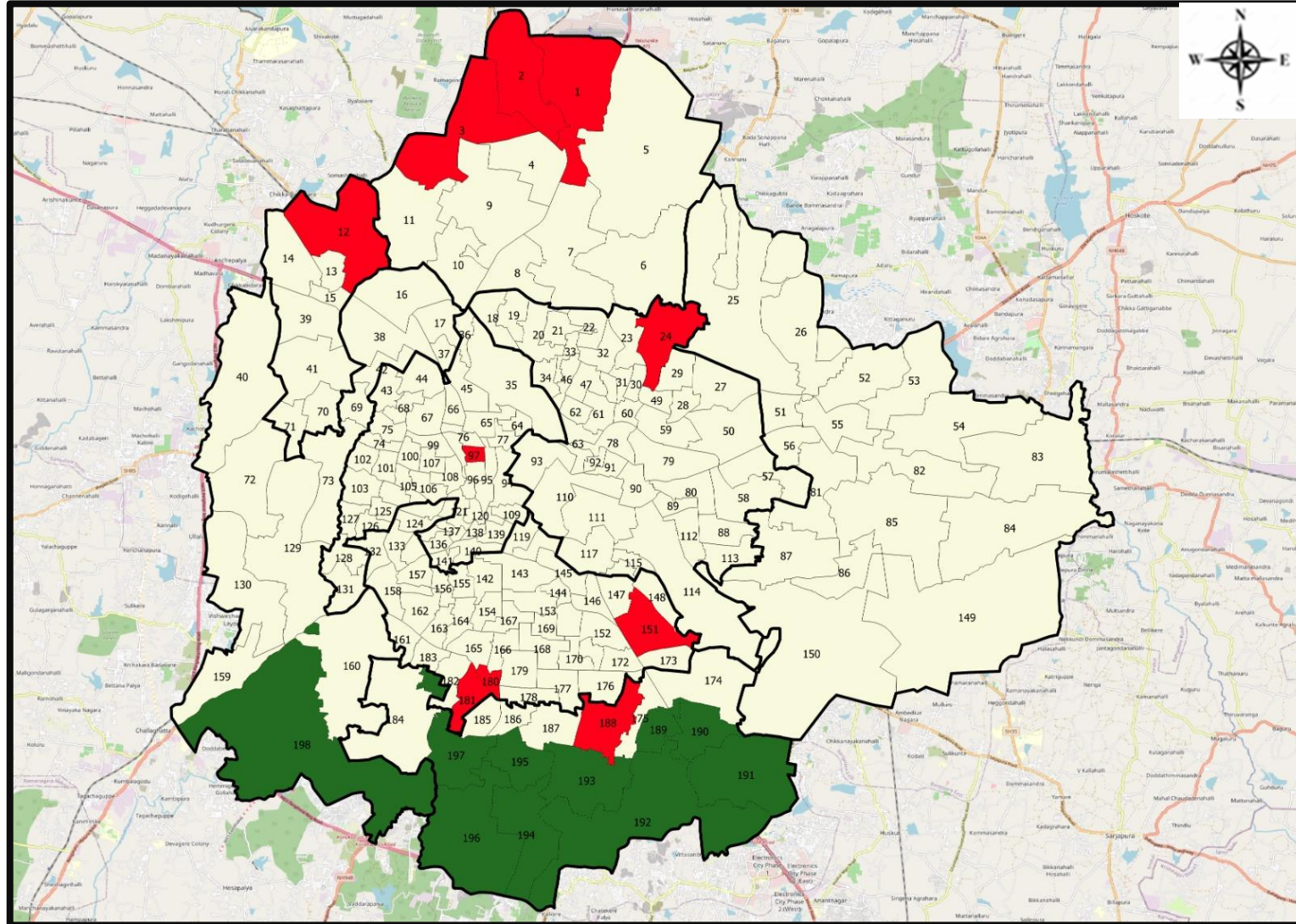


Total Test Conducted Till Date	Test Conducted Last 24 hours	Last 7 Days Average
3,24,45,806	663	623





BENGALURU URBAN MAP SHOWING TREND OF POSITIVE CASES IN LAST 7 DAYS



Top 10 wards reporting highest number of positive cases in last 10 days

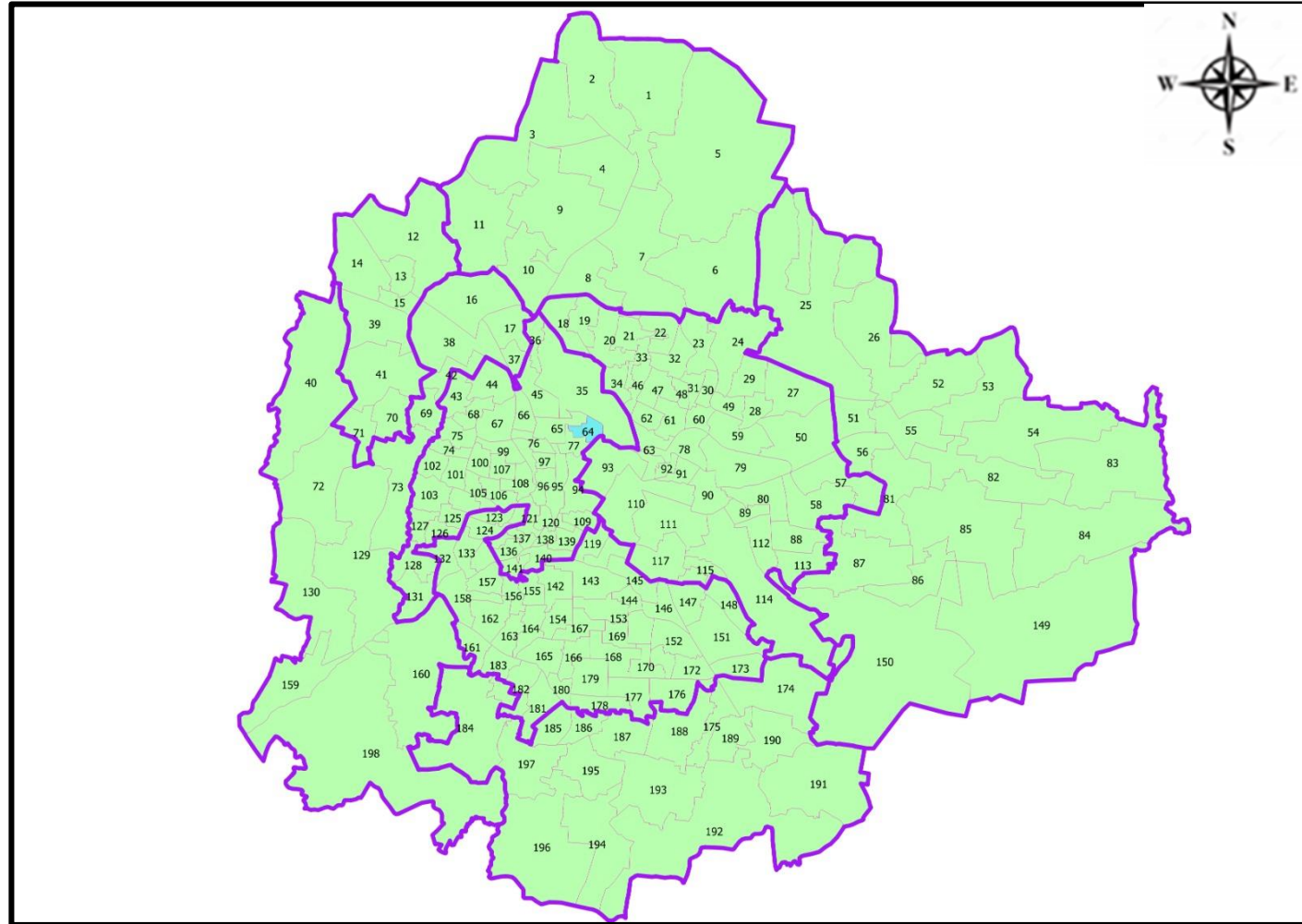
Ward No.	Ward Name	Daily Cases Average
12	Shettihalli	1
24	HBR Layout	1
97	Dayananda Nagar	1
151	Koramangala	1
180	Banashankari Temple Ward	1
181	Kumaraswamy Layout	1
188	Bilekhali	1
1	Kempegowda Ward	0
2	Chowdeshwari Ward	0
3	Atturu	0







Top 10 wards reporting least number of positive cases in last 7 days

Ward No.	Ward Name	Daily Cases Average
198	Hemmigepura	0
197	Vasanthpura	0
196	Anjanapura	0
195	Konanakunte	0
194	Gottigere	0
193	Arakere	0
192	Begur	0
191	Singasandra	0
190	Mangammanapalya	0
189	Hongasandra	0



BENGALURU MAP SHOWING INTENSITY OF POSITIVE CASES IN LAST 7 DAYS



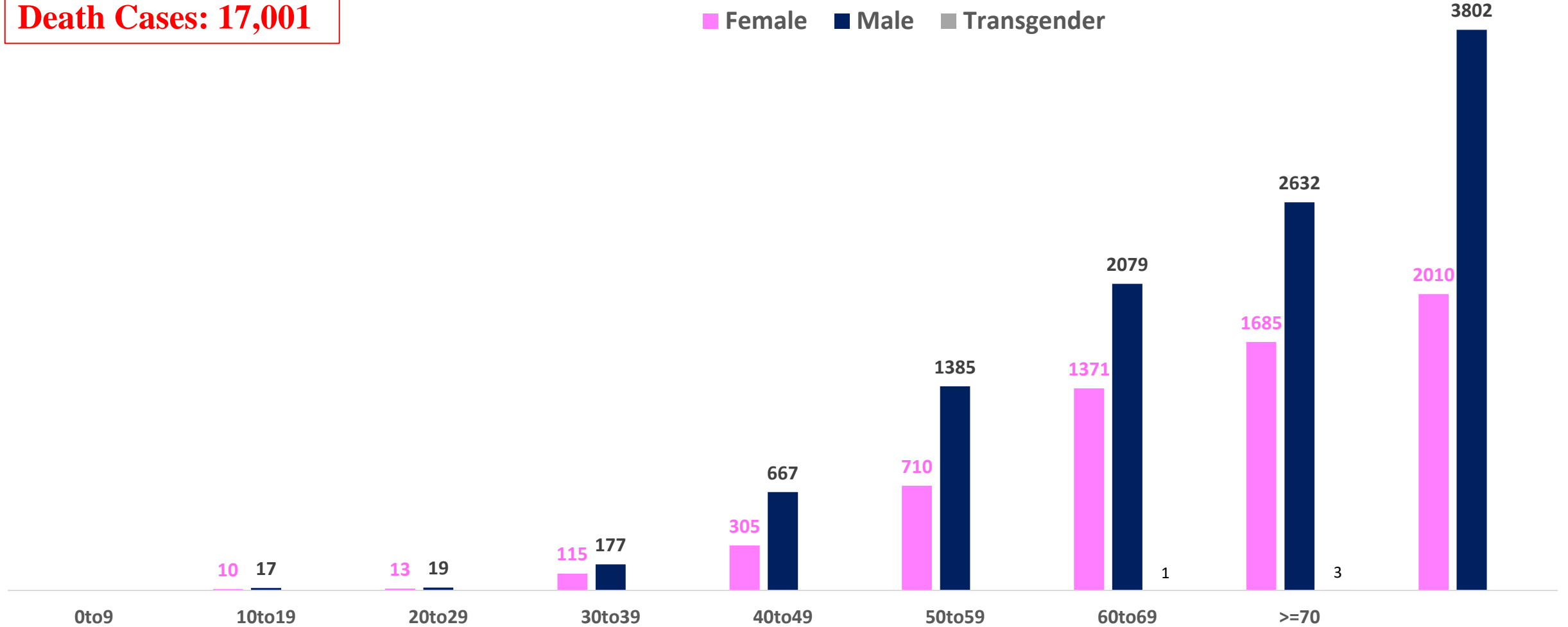
-  Level 1 : 0 to 1 Cases
-  Level 2 : 1 to 3 Cases
-  Level 3 : 3 to 5 Cases
-  Level 4 : 5 to 10 Cases
-  Level 5 : More than 10 Cases
-  Zone Boundaries



AGE AND GENDER WISE DISTRIBUTION OF DEATH CASES



Death Cases: 17,001





SNAPSHOT OF COVID-19 CASES IN BENGALURU URBAN



**Total Wards With
< = 1 Cases* :
191**

**Tests Conducted
on 27.06.2023:
663**

**Recovery
Rate*:
99.10%**

**Total
Active Cases :
8**

**Total Vaccinated
on 27.06.2023:
3**

**Positivity
Rate* :
0.44%**

**Active
Rate*:
0.00%**

**Case
Fatality Rate* :
0.00%**





*Total positive cases In the past 7 days

*CFR and positivity is for Past 7 days



ಬೃಹತ್ ಬೆಂಗಳೂರು ಮಹಾನಗರ ಪಾಲಿಕೆ
Bruhat Bengaluru Mahanagara Palike



Download BBMP Bulletin	https://apps.bbmpgov.in/covid19/mediabulletin.php
To register for vaccination :	https://selfregistration.cowin.gov.in/
BBMP COVID19 Dashboard:	https://apps.bbmpgov.in/covid19/
Follow us on:	 www.facebook.com/bbmp.comm1/
	 twitter.com/BBMPCOMM
	  BBMPSplHealth

Issued by:

Honorable Chief Commissioner, BBMP
Special Commissioner Health, BBMP
MD, Bengaluru Smart City Limited

THANK YOU !

ಬೃಹತ್ ಬೆಂಗಳೂರು ಮಹಾನಗರ ಪಾಲಿಕೆ
Bruhat Bengaluru Mahanagara Palike

ನಾಯಿ ಕಚ್ಚಿದಾಗ ತಕ್ಷಣ ಅನುಸರಿಸಬೇಕಾದ
ಪ್ರಥಮ ಚಿಕಿತ್ಸೆ ವಿಧಾನಗಳು

ನಾಯಿ ಕಚ್ಚಿದ ಗಾಯವನ್ನು ಹರಿಯುವ ನೀರಿನಿಂದ ಸಾಬೂನನ್ನು
ಉಪಯೋಗಿಸಿ 15 ನಿಮಿಷಗಳು ತೊಳೆಯಿರಿ

ಕಚ್ಚಿದ ಗಾಯಕ್ಕೆ Dettol ಅಥವಾ
ಇನ್ನಿತರೆ anti-septic ದ್ರವವನ್ನು ಹಚ್ಚಿ

ಆಂಟಿ ರೇಬೀಸ್ ಲಸಿಕೆಗಾಗಿ ಹಾಗೂ ಸೂಕ್ತ ಚಿಕಿತ್ಸೆ ಗಾಗಿ ಹತ್ತಿರದ
ವೈದ್ಯರನ್ನು ಅಥವಾ ಬಿಬಿಎಂಪಿ ಅಸ್ಪತ್ರೆಯನ್ನು ಸಂಪರ್ಕಿಸಿ

@BBMPSplHealth BBMP RABIES HELPLINE: 6364893322

